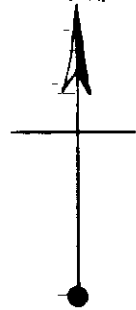


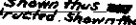

No 178
PLAN
SIDEWALK & CURB
 OF
FOURTH STREET
 Between A & B STREETS
 AUG 18 1913

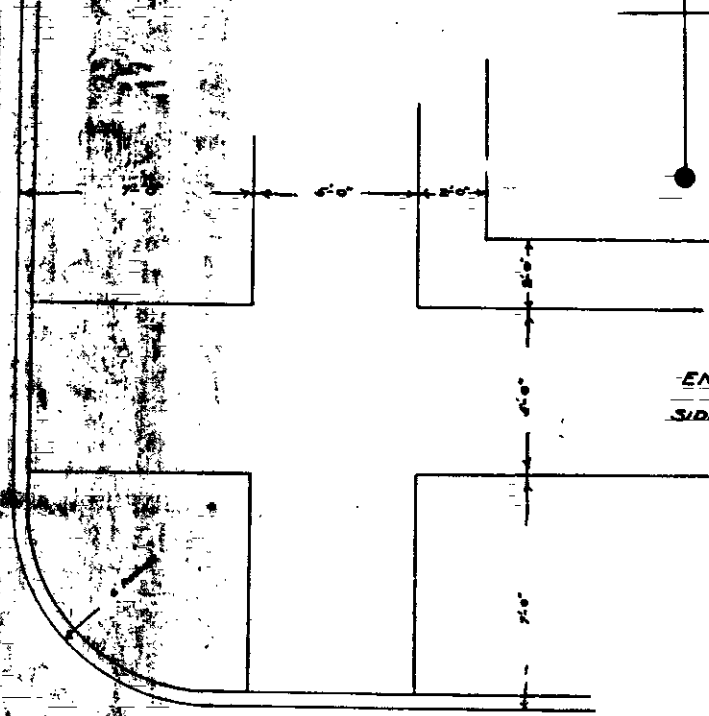
City Engineer

Scale 1"=44'


North




Abbreviations
 The mark (') signifies foot or feet
 The mark (") signifies inch or inches
 = means equals
 No. means number
 Concrete in section shown thus 
 Sidewalk and curb to be constructed shown thus 



ENLARGED PLAN
 OF
SIDEWALK AND CURB
 AT
 CORNERS
 Scale 1/2" = 1'



CROSS SECTION
 OF
SIDEWALK AND CURB
 Scale 1/2" = 1'



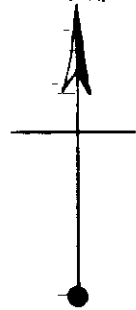
AUG 18 1913
F. H. Smith
 Engineer

No 178
PLAN
SIDEWALK & CURB
 OF
FOURTH STREET
 Between A & B STREETS
 AUG 18 1913

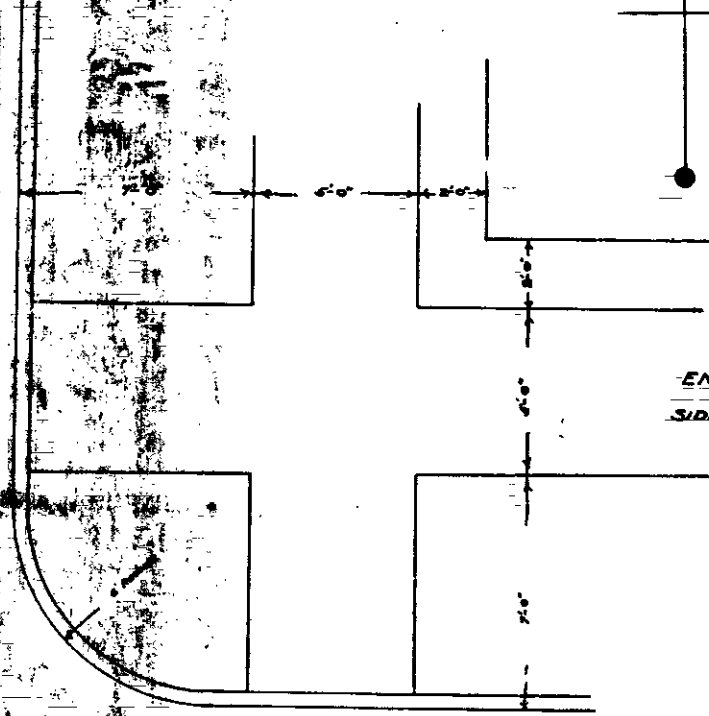
City Engineer

Scale 1"=44'


North




Abbreviations
 The mark (') signifies foot or feet
 The mark (") signifies inch or inches
 = means equals
 No. means number
 Concrete in section shown thus
 Sidewalk and curb to be constructed shown thus



ENLARGED PLAN
 OF
SIDEWALK AND CURB
 AT
CORNERS
 Scale 1/2" = 1'



CROSS SECTION
 OF
SIDEWALK AND CURB
 Scale 1/2" = 1'



FOURTH STREET

AUG 18 1913
F. H. Smith
 Engineer